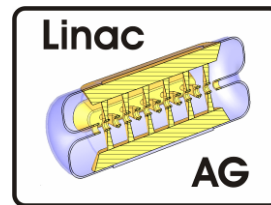




Development of Room Temperature and Superconducting CH-Structures for High Power Applications

HPPA 2007

Mol, Belgium, May 6.-9. 2007



Holger J. Podlech

Institut für Angewandte Physik (IAP)

J.W.-Goethe-Universität, Frankfurt am Main, Germany

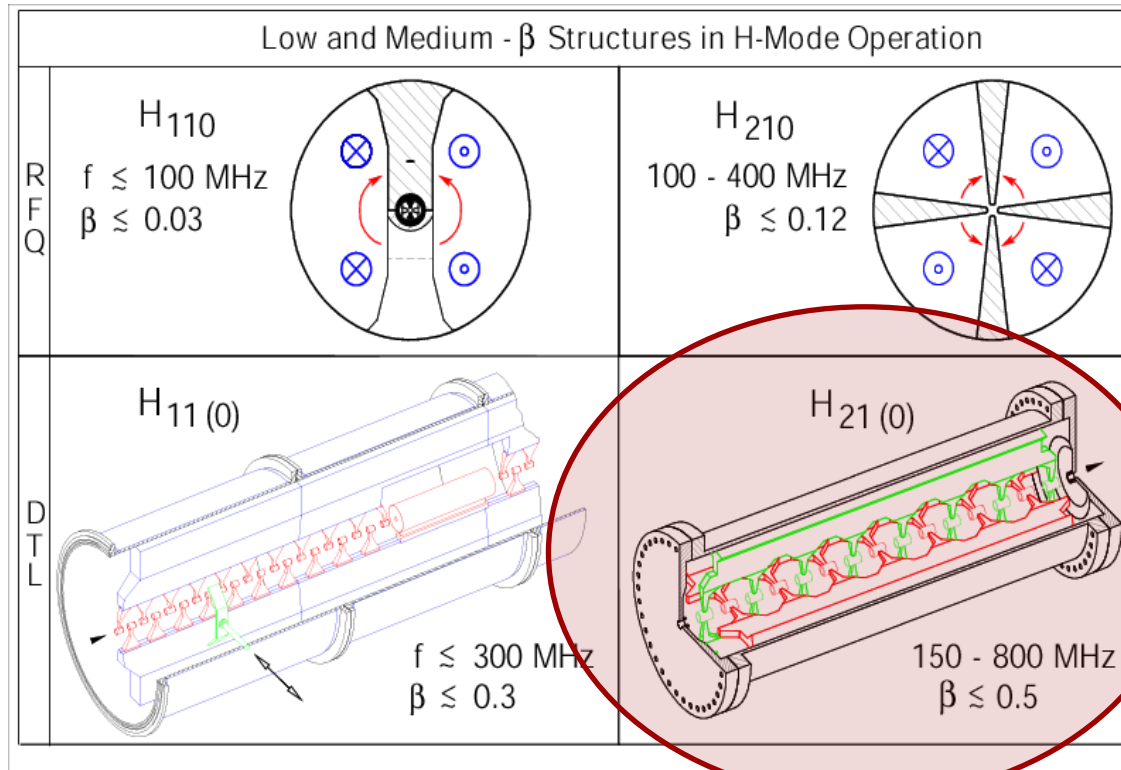


Overview

- H-mode cavities – CH-structure
- room temperature (rt) CH-structure (FAIR p-linac)
- superconducting (sc) CH-structure
- Projects (EUROTRANS, IFMIF)



The Family of H-mode cavities (H_{11} , H_{21})

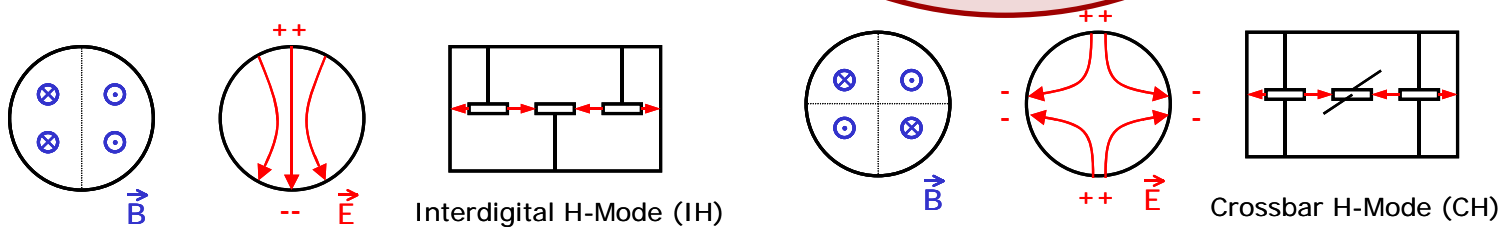


IH-RFQ

4-Vane RFQ

IH-Structure

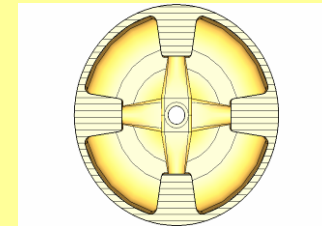
CH-Structure



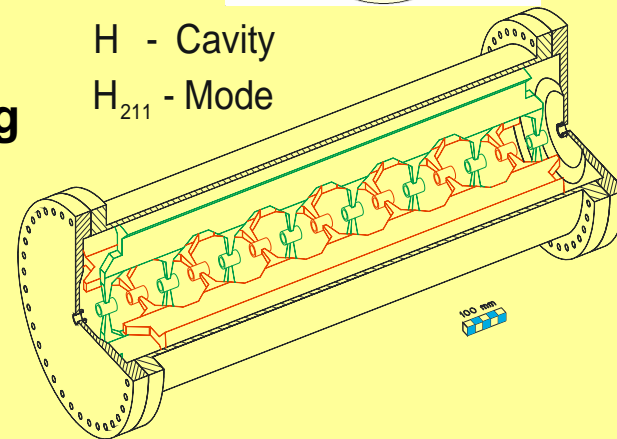


The CH-Structure Cross-Bar H-Mode-Structure

- High efficiency (Z) for low and medium energies (3-100 AMeV)
- Homogeneous distribution of losses
→ Good cooling possibilities
- Possible cw operation
- Use of KONUS → Less rf defocusing
→ long lensfree sections
- High real estate gradients
- High mechanical stability
- **Room temperature-** and **superconducting** operation




H - Cavity
 H_{211} - Mode





H-mode DTL- cavities



rt IH

**$E < 30$ A MeV
 $30 < f < 250$ MHz**

rt CH

**$E < 100$ A MeV
 $150 < f < 700$ MHz**

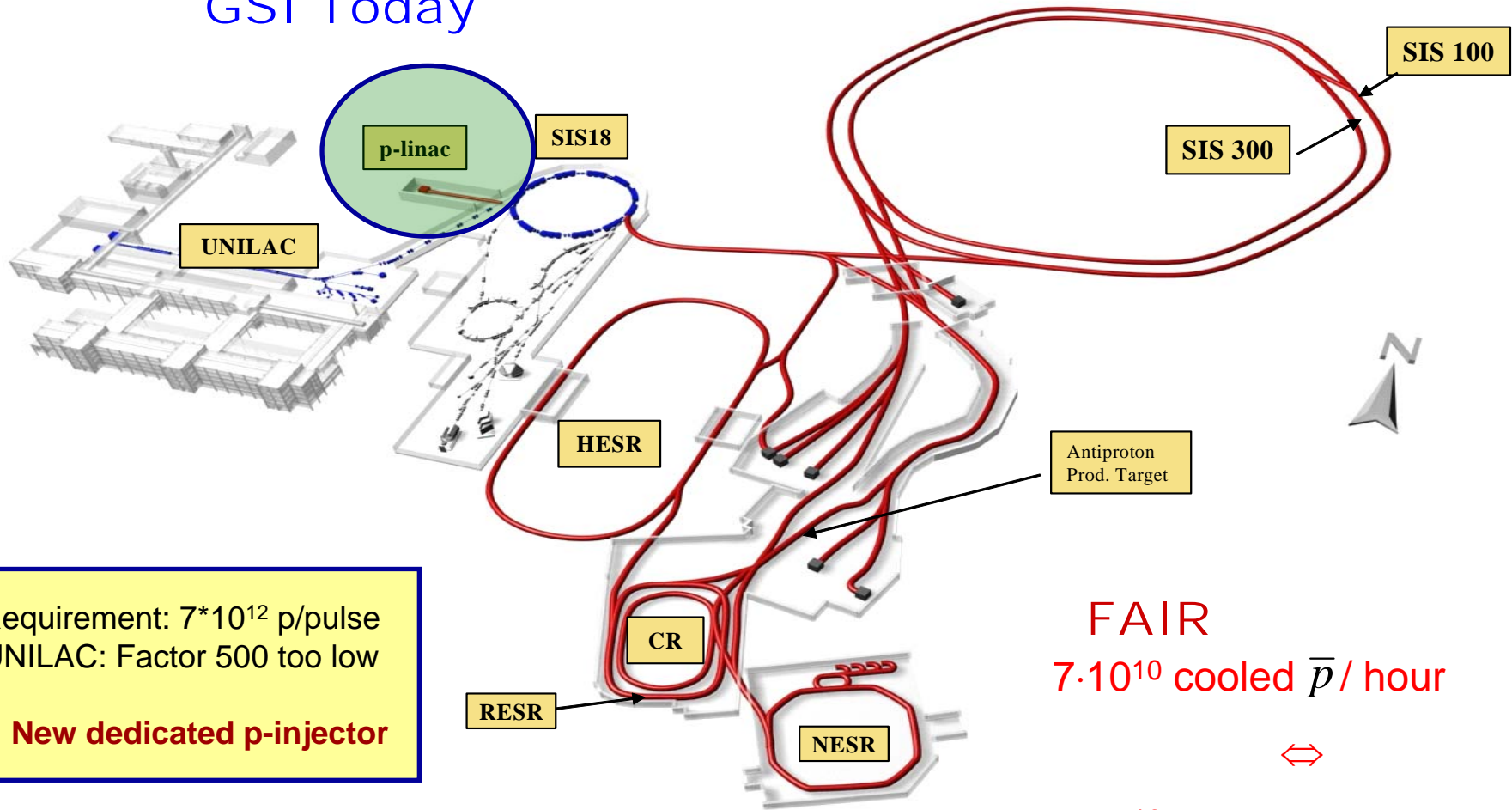
sc CH

**$E < 100$ A MeV
 $150 < f < 700$ MHz**



FAIR: Facility for Antiproton and Ion Research

GSI Today

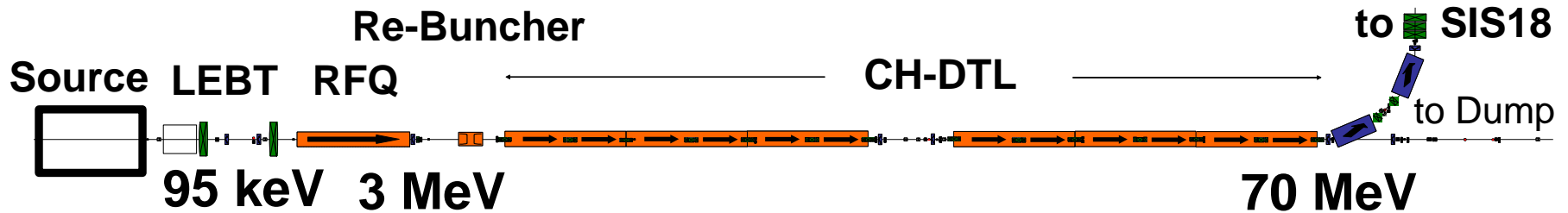


Requirement: $7 \cdot 10^{12}$ p/pulse
 UNILAC: Factor 500 too low
 → **New dedicated p-injector**

FAIR
 $7 \cdot 10^{10}$ cooled \bar{p} / hour
 ⇔
 $2 \cdot 10^{16}$ p / hour



FAIR proton-linac



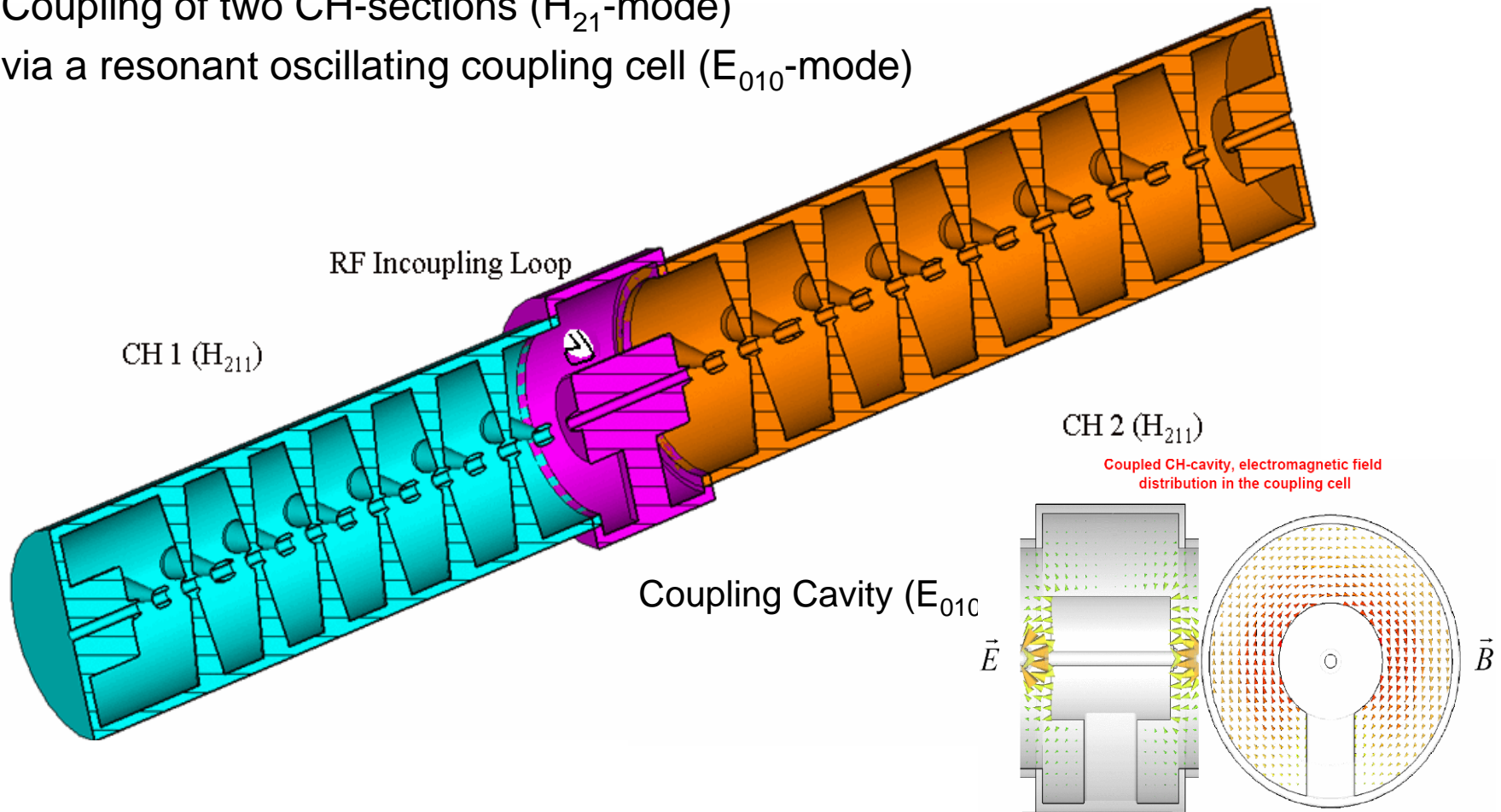
Particles	Protons	RF drivers (6x)	2.5 MW Klystrons
Current (mA)	70	Pulse power (MW)	4.9
Energy (MeV)	70	Beam pulse length (μ s)	36
Frequency (MHz)	325.224	Repetition rate (Hz)	4
RF structures (6x)	r.t. CCH	Linac length (m)	25

High gradients (3-7 MV/m), low duty cycle \rightarrow r.t. CH-structures





The Coupled CH (CCH)

Coupling of two CH-sections (H_{21} -mode)
via a resonant oscillating coupling cell (E_{010} -mode)





r.t. CH-prototype Test Setup



The 2 kW level (4kW/m, ~ 310 kV) has been reached within 20 minutes
Measured Q_0 : 13000 (95 % Ideal MWS Value)



Motivation for the Development of the **Superconducting** CH-Structure

Several fixed velocity accelerators with **cw operation** are
under discussion

(i.e. Spallation neutron sources, IFMIF,
Transmuter, isotope production...)

→ **Superconducting operation**


→ lack of efficient superconducting low β cavities,
whereas efficient means large energy gain per cavity



Superconducting CH-Prototype

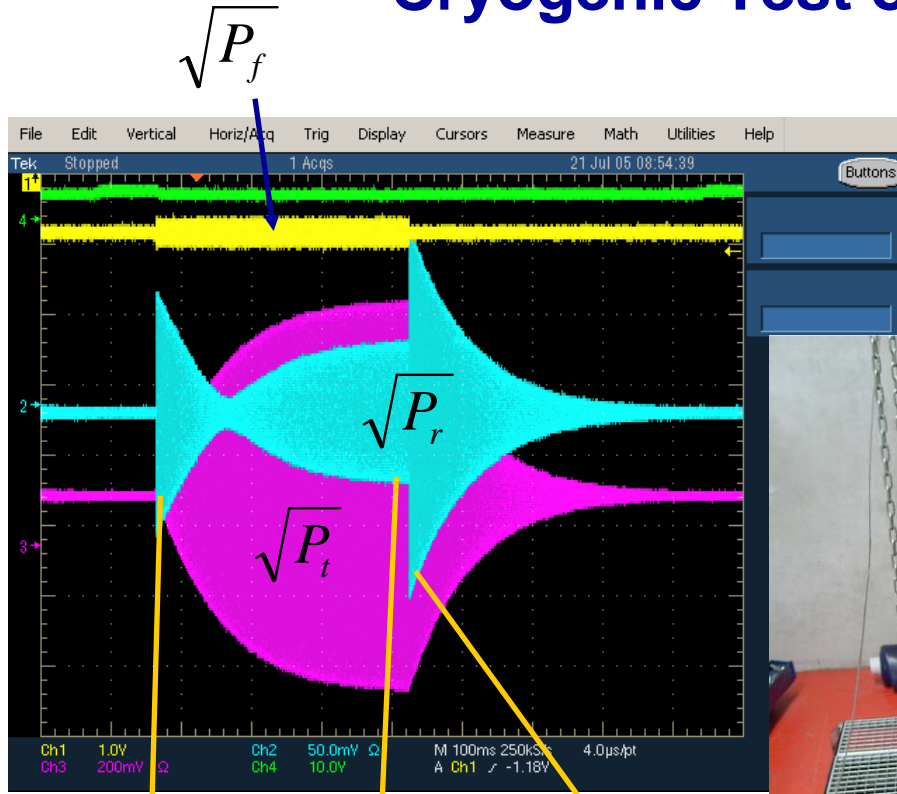
The first low energy s.c.
multi cell cavity

Gap number	19
Length (mm)	1048
Frequency (MHz)	350
β	0.1
E_p/E_a ($\beta\lambda$ -definition)	5.2
B_p/E_a (mT/(MV/m))	5.7
$G=R_s Q_0$ (Ω)	56
R_a/Q (Ω) (T incl.)	3180
$(R_a/Q)G$ (Ω^2)	178000
Q_0 (BCS, 4.4K, 352 MHz)	1.5×10^9
W (mJ/(MV/m) ²)	155







Cryogenic Test of the sc CH-cavity



$$\sqrt{P_{on}} = \sqrt{P_f}$$

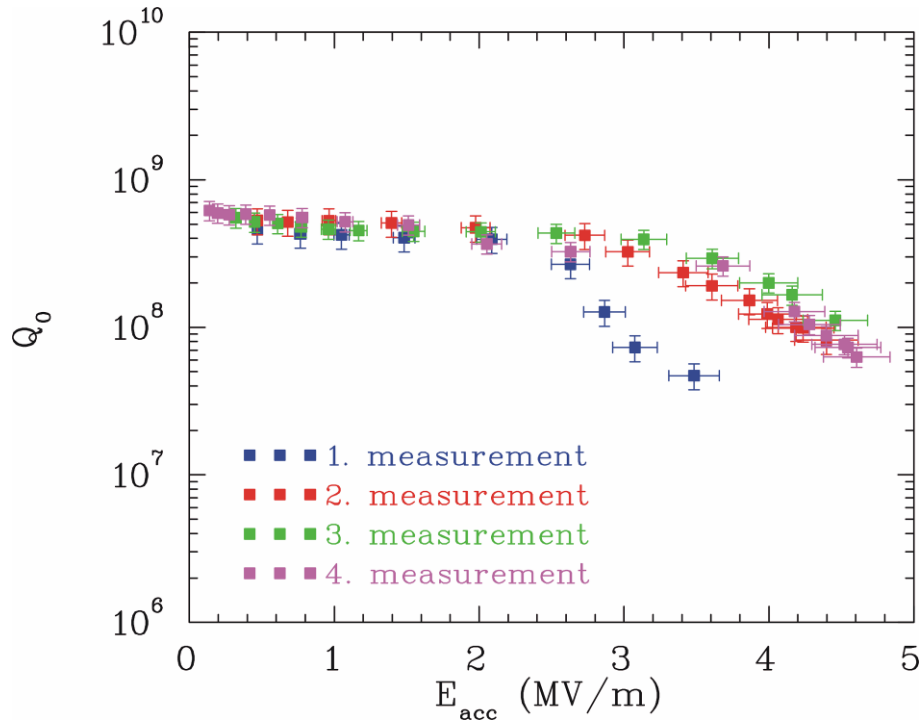
$$\sqrt{P_r}$$

$$\sqrt{P_{off}} = \sqrt{P_e}$$

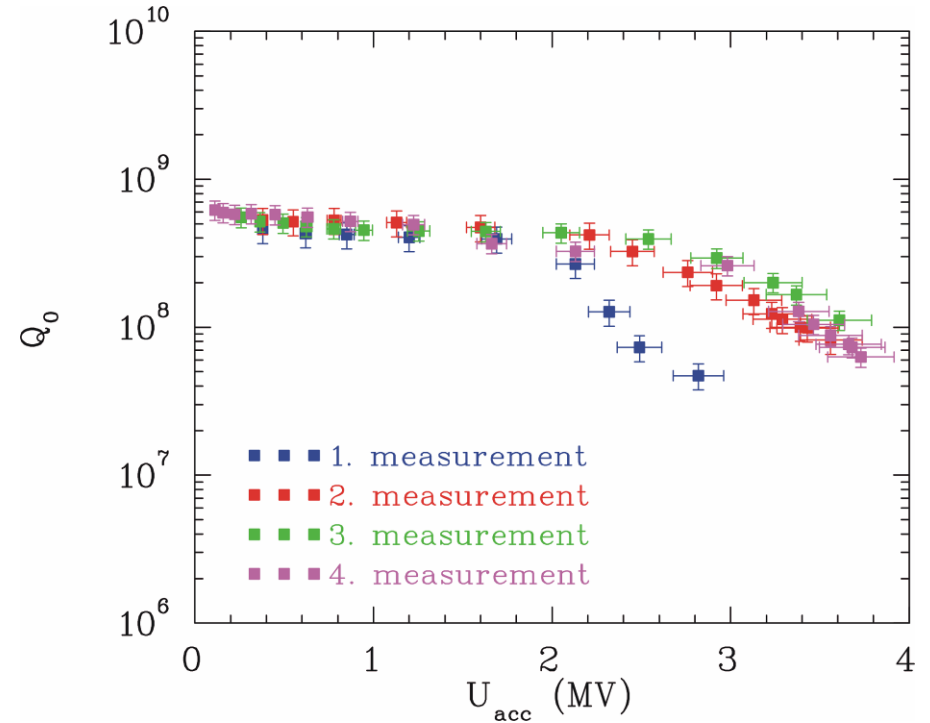




Q₀ versus Gradient and Voltage



Gradient



Voltage

$L = n/2\beta\lambda = 9.5\beta\lambda$



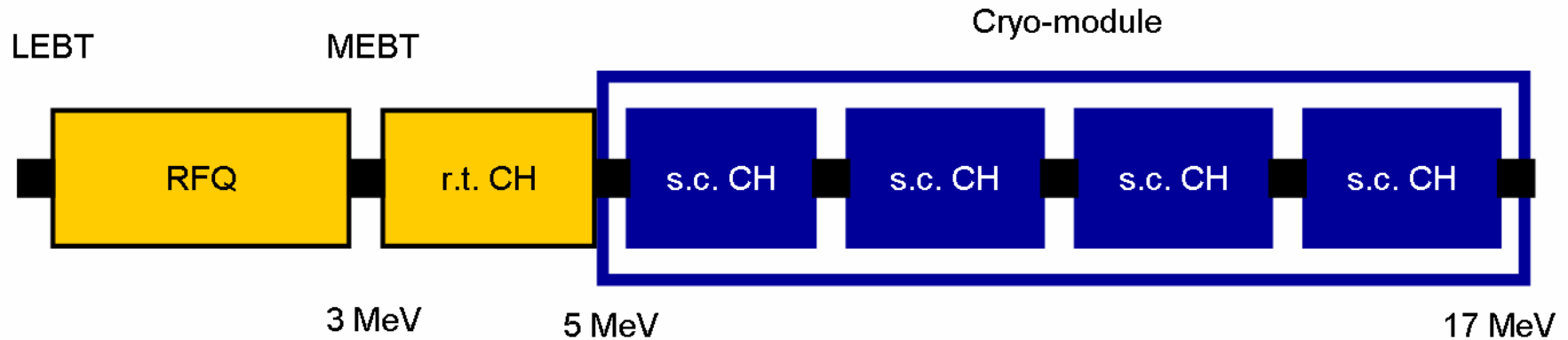
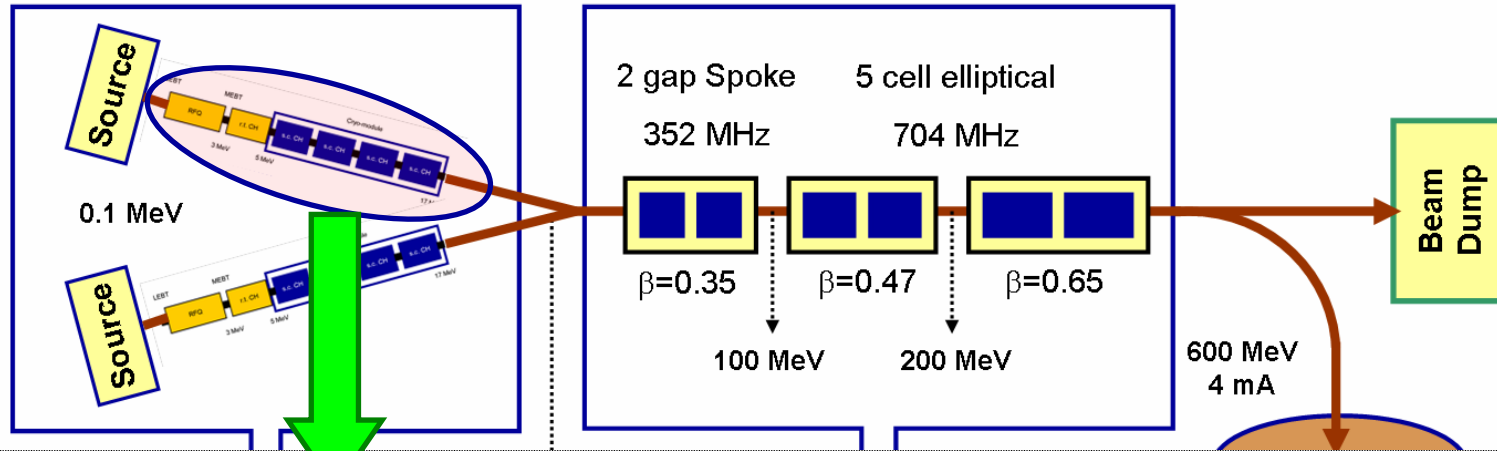
Projects and possible applications (sc CH)

EUROTRANS (Nuclear waste transmutation)

IFMIF (Fusion material research)



A CH-Injector for XADS/EUROTRANS



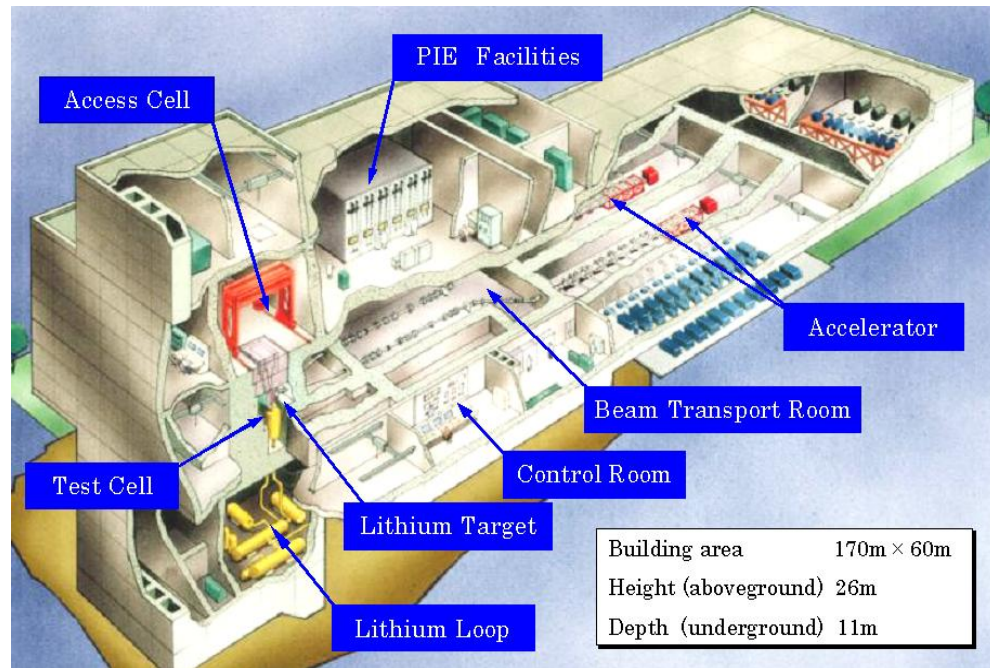


IFMIF

International Fusion Material Irradiation Facility

- High flux source of fast neutrons
- Development of new material for fusion reactors
- Up to 100 dpa/fpy
- Liquid Li target

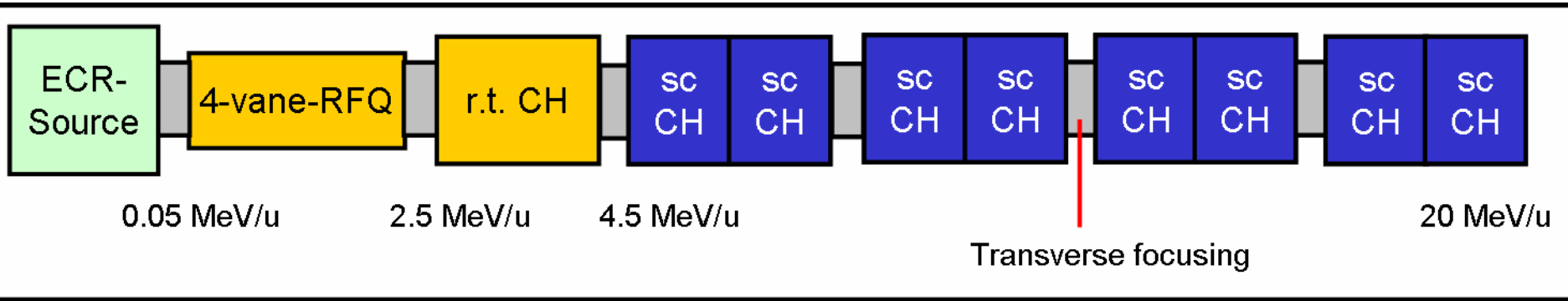
Reference design: Alvarez!



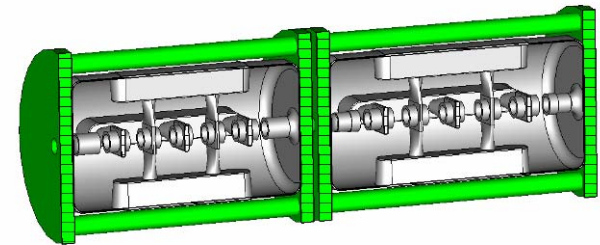
- Beam: 40 MeV Deuterons
- Beam current 2x125 mA
- Beam power: 10 MW
- Duty cycle 100%
- RFQ/CH combination with 175 MHz



r.t./s.c. CH-linac for IFMIF



- One room temperature H-mode cavity (2.5-4.5 AMeV)
- 8 superconducting CH-cavities (per linac)
- Sc cavity RF power: 30 W
- Static losses: 20 W per cavity
→ 800 W@4K →
- 3 Cryo plants (500 W each) for IFMIF, 2 in operation ,1 stand by
- Beam loading per cavity 400-500 kW
- Power couplers: 2 coaxial-couplers per cavity with 250 kW



Main advantages


Stable cw operation without thermal problems

Significant operational cost savings: 5 MW → 45 Mio kWh/a

s.c. cavity doublet with tuner



IFMIF IAP Proposal: sc CH-Linac





People

U. Ratzinger

H. Klein

H. Podlech

H. Liebermann

C. Zhang

A. Bechtold

C. Clemente

R. Tiede

M. Busch

F. Dziuba

D. Bänsch

I. Müller



Conclusion

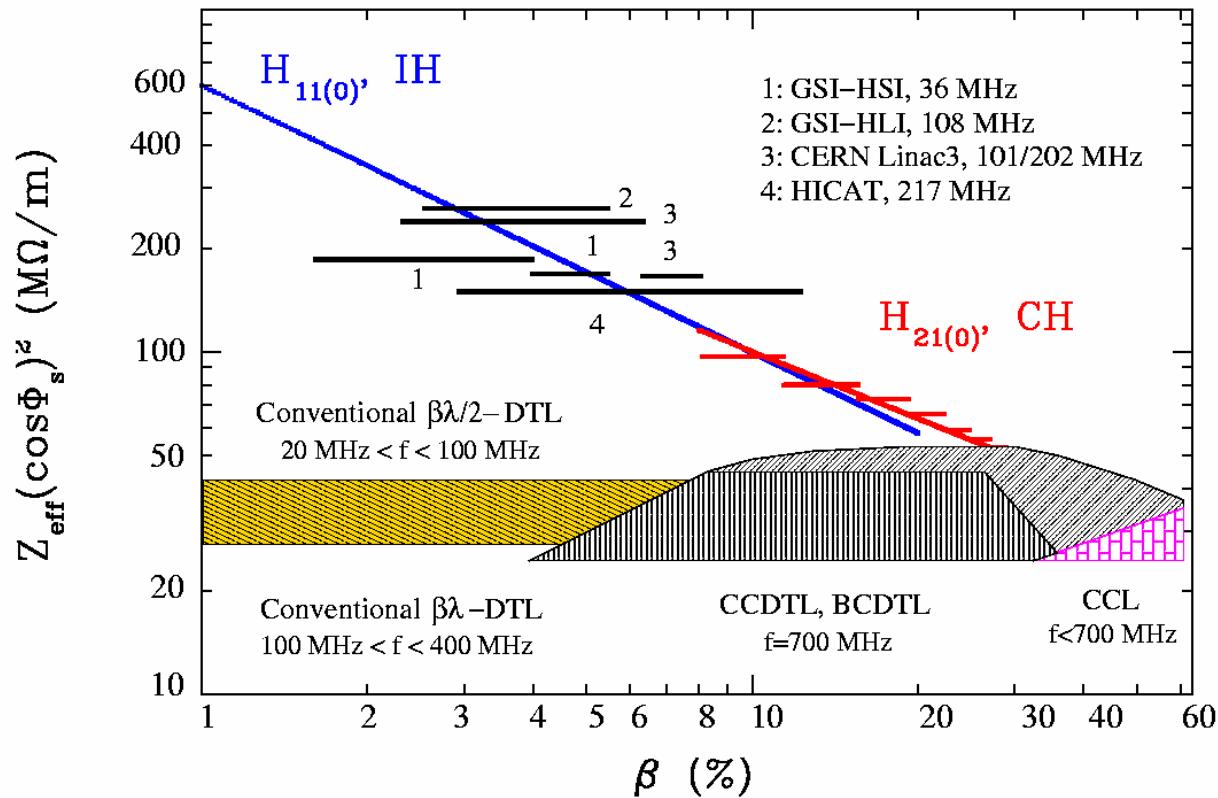
- The CH-structure is a very efficient DTL-Structure
 - larger real estate gradient, smaller number of sub-systems
 - reliability, cost reduction
- Suitable for **room temperature** and **superconducting** operation
- Prototypes have been developed and tested successfully
- Projects: FAIR p-linac, EUROTRANS, IFMIF



Thank you for your attention

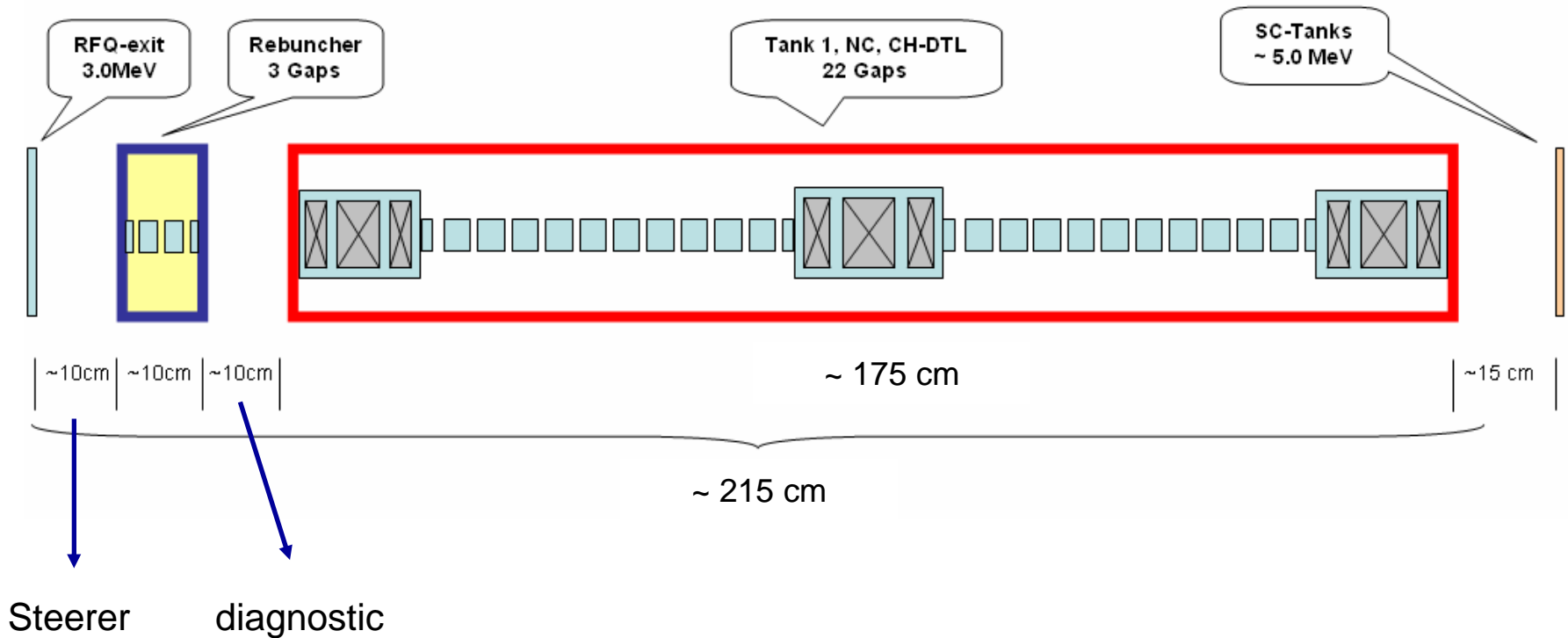


Effective Shunt Impedance of DTL-Cavities



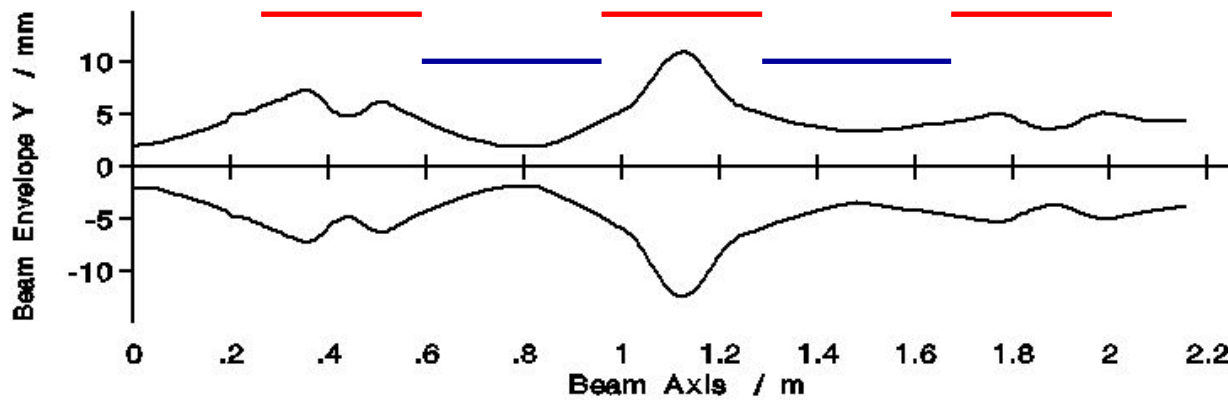
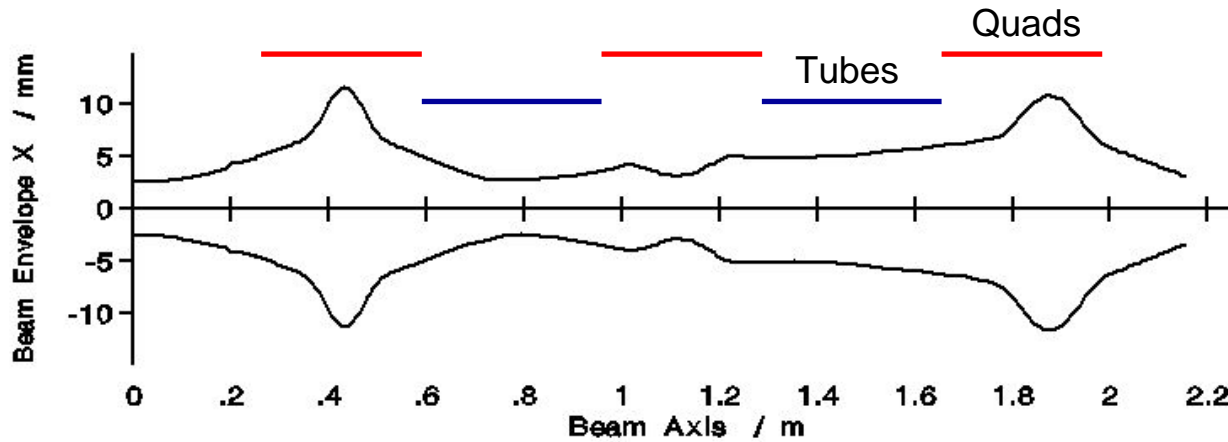


r.t. CH-cavity and MEBT for EUROTRANS





Envelopes r.t. CH-cavity





Beam Dynamics (KONUS) Code: LORASR

KONUS (Combined Zero Degree Structure)

- 0-degree-sections reduce rf defocusing
- Less focusing elements required
- long lens free sections
- slim drift tubes →
- high shunt impedance

→ Strong triplet-channel

