

**TRANSMUTATION OF MINOR ACTINIDES IN PWRs :
PREPARATION OF THE "ACTINEAU" EXPERIMENT**

Y. Guérin*, N. Cocuaud*, T. Duverneix*, J.L. Faugère, C. Morin*****

* DRN/DEC/SPU (Cadarache)

** DRN/DEC/SDC (Cadarache)

*** DRN/DRE/SRO (Saclay)

Commissariats à l'Énergie Atomique, Centre d'Études de Cadarache

13108, Saint Paul lez Durance, FRANCE

(42 2579 14)

ABSTRACT

This paper deals **with** the experimental work that is performed at the CEA to study the metallurgical problems that need to be overcome in order to transmute neptunium and americium in PWRs. After recalling the experience gained on transmutation under thermal flux, the preparation of the experimental irradiation ACTINEAU is described. This experiment, to be carried out in the OSIRIS reactor, will test both homogeneous and heterogeneous recycling with different inert matrices and different mass fractions of **actinide** in the rods. According to **prediction**, a transmutation rate of over 50 % is expected **after** 600 days of irradiation.

INTRODUCTION

In the framework of the CEA SPIN programme on the partitioning and transmutation of long-lived radiotoxicity products, metallurgical studies are in progress in order to assess the feasibility of transmuting minor actinides (neptunium and americium), to **identify** the problems from the material point of view, and to propose the best options for fuels and targets in agreement with the different strategies [1]. Both homogeneous and heterogeneous recycling are considered, as well as two types of reactors : Pressurized Water Reactors (**PWRs**) and Fast Reactors (**FRs**).

Thanks to the SUPERFACT experiment in PHENIX [2], experimental results, related to fabrication problems and to the in-pile behaviour of pins containing Np and Am, have been obtained for transmutation in FR conditions.

For transmutation under thermal **flux**, the only experiment performed in the CEA aimed to produce ^{233}Pu for medical application (pacemakers). Experience of the implementation of neptunium on a medium scale (20 kg) was thus acquired. But this irradiation performed in the CELESTIN reactors was carried out in conditions too different from those of a PWR to allow assessment of in-pile **behaviour**.

It was therefore decided to perform an experimental irradiation, called "ACTINEAU", in order to obtain information on the metallurgical problems that arise **while** transmuting neptunium and americium in PWR conditions.

After summarizing the experience gained in the CELESTIN reactors, this paper describes the preparation of the ACTINEAU experiment.

I. Transmutation of neptunium in the CELESTIN reactors.

In the 1970s, a large scale neptunium transmutation programme was carried out in the Celestin reactors, at Marcoule, with the aim of producing ^{238}Pu for pacemakers.

In the first experiments, the neptunium was in the form of an Np - Al plate (modelled on the standard Celestin fuel consisting of U - Al plates). Use of this material however was soon abandoned as the intended medical application imposed a very low ^{236}Pu content ($< 110^{-6}$), and (α, n) reaction with aluminium had a detrimental effect from this point of view

Subsequently, the entire experiment was concentrated on NpO₂ - MgO targets, generally with a NpO₂ mass fraction of 50% (or approximately 25 % of the volume).

From 1973 to 1976, 26 target elements, each containing approximately 700 g of neptunium, were fabricated at the Plutonium Technology Workshop at Cadarache. Thus almost 20 kg of neptunium were implemented.

This fabrication was carried out using standard powder metallurgy in glove boxes with lead panels : by decay, ^{237}Np (which has a very long half-life : 2.14 10⁶ years) produces ^{233}Pa whose half-life is only 27 days and which is therefore in equilibrium with its parent after a few months. ^{233}Pa emits 40 % of its radiation in the form of 310 keV gamma radiation. A biological shield is therefore necessary whenever large quantities of neptunium need to be handled.

The fabrication cycle was based on the fuel fabrication procedure : calcination in air, powder mix, lubrication, sintering for 4 hours at 1600°C in Ar - H₂ gas. The columns produced were 50 cm long, clad in zircaloy and assembled in clusters each containing 16 pins.

These clusters were then irradiated during about 100 days in a flux of 2 to 31013 n.cm⁻².s⁻¹ (a highly thermalized flux as the reactors are moderated by heavy water). The conversion rate of Np to Pu was around 6 % with a ^{238}Pu isotopic abundance greater than 90%. Increasing the irradiation time would have provided a higher Np to Pu conversion rate but at the cost of the ^{238}Pu isotopic abundance, which was undesirable.

This programme therefore showed that it is possible to implement significant quantities of neptunium and to transmute a not inconsiderable proportion during a short term irradiation.

No cladding breach occurred but the irradiation conditions (coolant temperature, linear power, residence time, burnup, etc...) were not representative of those required for the actinide burning programme.

11. Preparation of the ACTINEAU experiment.

A. Objectives of the experiment

The ACTINEAU experiment (ACTinides Incinerated in water - EAU - reactor) aims at :

- assessing the feasibility of transmutation in water reactors,

- studying the metallurgical behaviour of fuels and targets and the thermomechanical behaviour of the rods with a view to their subsequent optimization,

- comparing the efficiency of actinide burning in a thermal flux with that in a fast flux, thanks to the SUPER-FACT 1 results [2].

The experiment will investigate the homogeneous concept (UO₂ fuel with 2 % NpO₂ or AmO₂) and the heterogeneous concept (target rods with a higher actinide content within an inert matrix - without uranium).

ACTINEAU is planned to take place in the OPERA loop of the OSIRIS reactor at SACLAY and should begin when this loop comes into operation at the end of 1994. In this loop, the thermohydraulic conditions will be similar to those of a PWR (P = 155 bar, T_{water} = 300°C to 330°C).

This experiment is prepared in cooperation with the TransUranium Institute of Karlsruhe, which will fabricate and study the materials containing americium.

B. Choice of the matrices and definition of the heterogeneous pins.

As it is not possible to irradiate pure neptunium or americium ceramics, the targets for testing heterogeneous recycling have to be a composite material of actinide ceramic with an inert matrix. The first stage consisted in choosing the most suitable materials for inert matrices. Among the different types of possible ceramics and metals, safety considerations led us to choose oxides : the only ones which do not increase hydrogen production in the case of an accident.

Among the different oxides, a **preselection** was made with the following criteria :

- low neutron cross-section of the element (lower than ^{238}U), and low generation of activation products,

- good compatibility with water up to 350°C (to avoid an **actinide** leak in case of cladding breach), and with the zircaloy cladding,

- high melting, phase change, or eutectic with the actinide compound, temperature (preferably higher than 1900°C),

- properties suitable for irradiation : good thermal conductivity (better than UO_2), thermal expansion similar to that of UO_2 , etc...

- good **behaviour** under irradiation : the matrix must be able to withstand the neutron flux and the recoil of fission products with neither excessive swelling nor loss of its properties,

- ability to be fabricated,

- ability to be reprocessed.

Unfortunately, there is no material that perfectly fits **all** these criteria, and for many points there is a patent lack of knowledge. Several possibilities were eliminated for different reasons : for **example** MgO , the only material for which there was manufacturing and reprocessing experience, had to be discarded because our tests in an autoclave showed that, in water at 350°C , it was rapidly changed into a fine $\text{Mg}(\text{OH})_2$ powder. ZrO_2 was discarded because of its poor thermal conductivity. BeO , despite its very good thermal conductivity, was not suitable because of the (α, n) reaction (fabrication problem), and poor **behaviour** under irradiation.

By this process of elimination, the only remaining possibilities among the oxide ceramics were :

- * simple oxides : Al_2O_3 , CeO_2 , Y_2O_3 ,

- * complex oxides : **spinel** (MgAl_2O_4), and **YAG** ($\text{Y}_3\text{Al}_5\text{O}_{12}$)

Among these different oxides, our first choices were **spinel** and alumina : **spinel** has the **best** behaviour under irradiation (up to a **fluence** of $2 \cdot 10^{22}$ n. cm⁻²) ; alumina is also quite a well-known ceramic ; although its properties are altered by irradiation, its swelling remains of the same order as that of UO_2 . By means of autoclave tests we verified that these two oxides were **fully** compatible with water ; we also verified however - and this is the main drawback of MgAl_2O_4 and

Al_2O_3 - that they are not soluble in nitric acid. At the beginning of this programme, we did not lend too much weight to this reprocessing criterion because we had not excluded the possibility of reaching such a high transmutation rate **that** the rods could be sent directly to storage ; unfortunately this now appears rather utopian : even if very high transmutation rates are obtained, the fission rates will not be high enough to significantly **decrease** long term radiotoxicity.

It was therefore decided on the one hand, to continue preparing the experiment with these two oxides, **spinel** and alumina, on the other hand, to seek a solution to this reprocessing problem. This research is twofold and will involve either changing the reprocessing process (or finding a way to dissolve the actinide oxide without dissolving the matrix), or using other less well-known matrices. Our studies are therefore continuing on other oxide ceramics : Y_2O_3 , CeO_2 , $\text{Y}_3\text{Al}_5\text{O}_{12}$ have been fabricated and characterized ; they are being tested in water and nitric acid, and they will be irradiated alone at high **fluence** in an other experiment.

The percentage of actinide to be introduced into these heterogeneous targets results, on the one hand, from the following consideration referring to an industrial scale programme : the higher the percentage, the fewer the pins needed to recycle a given amount of actinide ; but also the more difficult it will be to reach a high transmutation rate as the material will have to be submitted to greater damage. On the other hand, referring now to the special case of the **ACTINEAU** experiment, this percentage is limited by the linear power, the aim being to maintain this linear power at a level not exceeding that of standard PWR fuel pins.

Neutronic calculations have shown that, in the conditions of the OPERA loop and with standard geometry rods, the highest possible mass fraction of NpO_2 is 40 % : it gives a linear power of about 250 W/cm after 600 irradiation days ; we therefore decided to test two percentages of NpO_2 : 20 % and 40 % for each of the two inert matrices Al_2O_3 and MgAl_2O_4 .

C. Content of **ACTINEAU** : grid of the experiment.

8 pins can be irradiated in the OPERA loop. The following parameters are those we wish to investigate :

- concept : homogeneous and heterogeneous ; a reference rod (UO_2) is also necessary in order to

calibrate the analysis after irradiation,

- minor actinides : neptunium and americium,
- inert matrices : alumina and spine],
- percentages :20 and 40 % (weight).

Taking into account the fact that the neptunium rods will be available sooner than the americium rods, the following grid (Table 1) was decided for the first loading :

↑ towards core		
MgAl ₂ O ₄ + 20 % NpO ₂ (1)	MgAl ₂ O ₄ 20 % NpO ₂ (2)	Al ₂ O ₃ +20 % NpO ₂ (3)
MgAl ₂ O ₄ + 40 % NpO ₂ (4)		Al ₂ O ₃ + 40 % NpO ₂ (5)
UO ₂ (2 % ²³⁵ U) (6)	Al ₂ O ₃ 40 % NpO ₂ (7)	UO ₂ (2 % ²³⁵ U) +2 % NpO ₂ (8)

Table 1: grid 1 for the first loading (0 to 200 days).

After 200 irradiation days, two pins (number 2 and 7) will be unloaded for destructive examination, the two americium pins will be loaded, and some changes of position will be made to take into account the flux gradient in the cluster. The grid presented in Table 2 will then be loaded for the next 400 days of irradiation.

D. Rod design.

To meet the objectives of the experiment, rod design would have to remain similar to that of standard PWR rods. This is possible as far as diameter, helium pressure or maximum linear power are concerned.

The OPERA loop is designed for 75 cm long rods (in OSIRIS the flux is about 60 cm high). In order to spare neptunium and americium however, we use fuel or target columns 25 cm long. As a result, a large plenum is available. Hafnium pellets are arranged at each end of the stack in order to avoid a power increase at this level.

↑ towards core		
MgAl ₂ O ₄ + 20 % NpO ₂ (1)	MgAl ₂ O ₄ + 20 % AmO ₂ (2)	Al ₂ O ₃ +20 % NpO ₂ (3)
UO ₂ (2 % ²³⁵ U) (4)		UO ₂ (2 % ²³⁵ U) +2 % NpO ₂ (5)
MgAl ₂ O ₄ + 40 % NpO ₂ (6)	UO ₂ (2 % ²³⁵ U) +2 % AmO ₂ (7)	Al ₂ O ₃ + 40 % NpO ₂ (8)

Table 2 : grid 2 for the second loading (200 to 600 days).

E. Neutronic calculations.

These calculations were made using diffusion and evolution codes with constants derived from results of the APOLLO code with the loop in the closest position to the core. The thermal flux, without perturbation, on the first pins equals 21014 n.cm⁻².s⁻¹.

1. Linear power evolution,

In homogeneous fuel, the only constraint is to keep the linear power at a reasonable level : therefore the enrichment was calculated so as not to exceed a linear power of 250 W/cm at beginning of life. With a standard rod diameter, in the OPERA flux, this corresponds to an enrichment of 2 % ²³⁵U. The linear power decreases slightly during irradiation.

In neptunium heterogeneous fuel, the power, which is initially very low, gradually rises mainly due to the fission of the ²³⁸Pu and ²³⁹Pu isotopes created by neptunium transmutation (see an example of evolution for pin 1, with 20 % NpO₂, in Figure 1). A further addition to this power comes from the fission of ²³⁸Np which has an extremely high fission cross-section but a very short life (half-life of 2.3 d). This explains the discontinuities in Figure 1 which are caused by the generation of ²³⁸Np during each 20 day run and its almost complete disappearance after each 10 day inter-run.

Calculation shows that in rods containing 20 % NpO₂ linear power reaches a plateau after about 500 irradiation days : plutonium consumption by fission

2. Transmutation rates

The calculated transmutation rates of neptunium and americium are given in table 3 for the different pins (referring to grid 2 in Table 2) after 200, 400 and 600 days of irradiation.

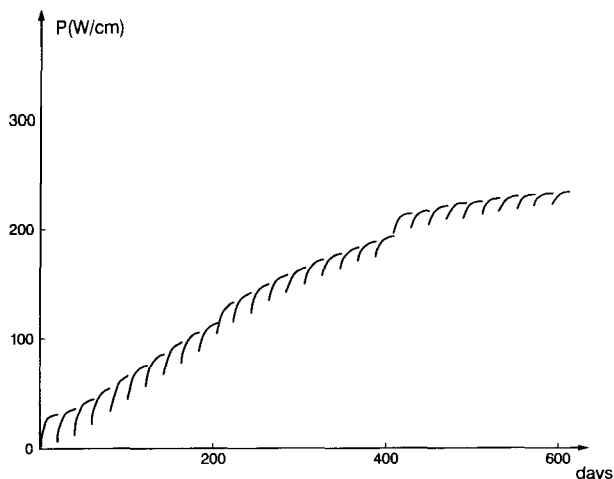


Figure 1 : Evolution of linear power in the rod containing MgAl₂O₄ + 20 % NpO₂, during the 600 days of irradiation.

almost equals its production by neptunium transmutation, wherein in rods with 40 % NpO₂, the power still increases after 600 days.

In americium heterogeneous pins, there will again be a continuous increase of linear power (Figure 2) if the americium is pure ²⁴¹Am as it is planned for this experiment. If americium is a mixture of isotopes ²⁴¹, ²⁴² and mainly ²⁴³, as will be the case if the operation is performed on an industrial scale, the evolution of linear power is different : there is only a slight increase.

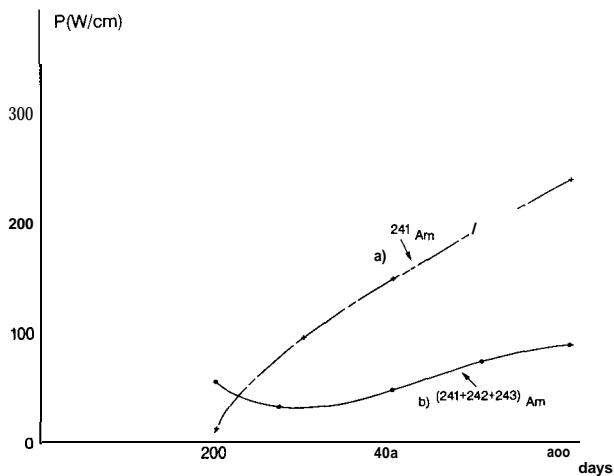


Figure 2 : Evolution of linear power in the rod containing MgAl₂O₄ + 20 % AmO₂, during its irradiation (a- with pure ²⁴¹Am, b- with a mixture 27.5 % ²⁴¹Am, 0.5 % ²⁴²Am, 72 % ²⁴³Am).

↑ towards core

MgAl ₂ O ₄ + 20 % NpO ₂	MgAl ₂ O ₄ + 20 % AmO ₂	Al ₂ O ₃ +20 % NpO ₂
200d: 26%	200d: 70%	200d: 26%
400d: 46%	400d: 89%	400d: 45%
600d: 62%		600d: 61%
UO ₂ (2 % ²³⁵ U)		UO ₂ (2 % ²³⁵ U) +2 % NpO ₂
		200d: 20%
		400d: 37%
		600d: 50%
MgAl ₂ O ₄ + 40 % NpO ₂	UO ₂ (2 % ²³⁵ U) +2 % AmO ₂	Al ₂ O ₃ + 40 % NpO ₂
200 d : 18%	200d: 48%	200 d : 18%
400d: 32%	400d: 75%	400 d : 31%
600d: 44%		600d: 43%

Table 3: Transmutation rates calculated in the different pins after 200, 400, and 600 days of irradiation.

After 600 irradiation days, the calculated transmutation rates of neptunium are 44 %, 62 %, and 51 % for the rods containing 40 %, 20%, and 2 % NpO₂ respectively. For ²⁴¹Am, the transmutation rates are even higher : almost 90 % in the heterogeneous rod after 400 days.

At the end of the irradiation, the burnup of the homogeneous rods will be about 22000 MWd/t, whereas heterogeneous rods will reach a burnup of about 40000 MWd/t.

An assessment of the radial depression of flux and the transmutation rate was also made in order to verify that the autoprotection at the periphery of the pellets was not too high. Calculations predict a factor 2 between the periphery and the center in americium pellets, and a lower gradient in neptunium pellets. Such gradients are not high enough to be an obstacle to the objectives of the experiment.

F. Fabrication.

Fuels and targets containing neptunium are fabricated at Cadarache, while those containing americium are manufactured at the TransUranium Institute of Karlsruhe.

NpO₂ (and AmO₂) forms with UO₂ a solid solution very similar to (U, Pu)O₂. Therefore the fabrication of UO₂ pellets containing 2 % (weight) of NpO₂ can be performed in a similar way to the fabrication process of MOX fuels ((U, Pu)O₂ for PWR) : powder mixing by co-milling, pelletizing at about 400 MPa and sintering at 1700°C for 4 hours.

The fabrication of heterogeneous type pellets has first begun with UO₂ simulating NpO₂. According to the phase diagrams, the matrix phase (corundum or spinel) is in equilibrium with UO₂ (and probably with NpO₂) : no volatility of one into the other. Fabrication tests aimed at achieving pellets as similar as possible to the standard UO₂ pellets manufactured for irradiation in PWRs : the same geometry, a bulk density higher than 90 % of theoretical density, and an impurity level of less than 2500 ppm. Moreover it is necessary to obtain a regular distribution of the actinide particles and, if possible, the centerless grinding step should be avoided.

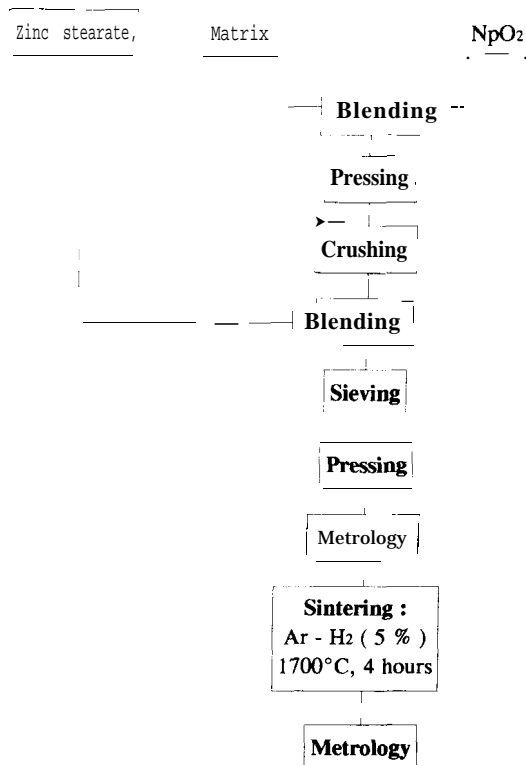


Figure 3 : Flowsheet of the fabrication of pellets devoted to heterogeneous recycling.

Based on the same flowsheet for both matrices (Figure 3), the first fabrication tests were performed in order to select the best alumina and spinel powders and to assess their compaction behaviour and sinterability under the specific conditions imposed by the fabrication of actinide oxides. Examples of densification results obtained for (80 % matrix, 20 % actinide) oxides are given in Table 4:

Matrices	Powder	Pressure (MPa)	Density (% T. D.)
A1203	Baikalox CR 15	300	94.1
Al ₂ O ₃	Cerac A 1124	200	94.9
MgAl ₂ O ₄	Baikalox S 30 CR	300	95.3
MgAl ₂ O ₄	Cerac M 1117	500	89.9

Table 4 : Example of densities obtained depending on the powder used and pelletizing pressure.

Fabrication tests are in progress with NpO₂ powder. As the amounts of neptunium oxide implemented for the fabrication of these experimental fuels and targets are low (maximum some tens of grams for each batch), the gamma activity of Np remains in an order of magnitude which allows the utilisation of the laboratory unshielded equipment devoted to the fabrication of (U, Pu)O₂ fuels.

G. Assessment of behaviour under irradiation.

In the homogeneous concept, the content of NpO₂ or AmO₂ is too low (2 %) to significantly modify the behaviour of UO₂. Therefore the in-pile behaviour of homogeneous pins will probably be similar to standard UO₂ rods irradiated at the same linear power.

Main uncertainties and potential problems are linked to the irradiation of the composite materials testing the heterogeneous concept.

The matrices will be damaged by the neutron flux (up to $2.4 \cdot 10^{21} \text{ n.cm}^{-2}$ fast neutrons). According to literature, the swelling generated by this **fluence** will be negligible for MgAl₂O₄ and less than 2 % for Al₂O₃. The damage generated by the recoil of fission products is hard to assess due to a lack of representative experiments : this is why the destructive examination of two pins is planned after 200 days of irradiation.

The calculation of temperatures inside the heterogeneous targets at the end of irradiation is **difficult** as several data and models that would be necessary are unknown : evolution of thermal conductivity under irradiation, restructuring of the pellets by cracking and swelling, gap closure, **gas** release, etc... Because of the low value of the fast flux in the OPERA loop, the effect of irradiation creep of the clad under external pressure will be lower than in a PWR. With a reasonable hypothesis concerning the unknown phenomena, central temperatures ranging from 900 to 1200°C are calculated for end-of-life in the highest loaded rods, depending upon the assumptions that are made.

CONCLUSION

To conclude, at the preparation stage of the ACTINEAU experiment, the actinide burning **operation** in PWRS seems feasible. Transmutation rates of about 50 % seem to be attainable within 600 days both in homogeneous and in heterogeneous recycling, provided the inert matrices behave well under irradiation.

REFERENCES

1. M. SALVATORES, C. PRUNIER, Y. GUERIN, A. ZAETTA, I. SLESSAREV, "The "SPIN" programme at CEA - Transmutation aspects", this conference.
2. C. PRUNIER et al., "Some specific aspects of homogeneous Am and Np based fuel transmutation through the outcome of the SUPERFACT experiment in PHENIX", this conference.